



The Code of School Behaviour

Better Behaviour
Better Learning

Ropeley State School

Responsible Behaviour Plan for Students based on *The Code of School Behaviour*

1. Purpose

Ropeley State School is committed to providing a safe, respectful and disciplined learning environment for students and staff, where students have opportunities to engage in quality learning experiences and acquire values supportive of their lifelong wellbeing.

This *Responsible Behaviour Plan for Students* is designed to facilitate high standards of behaviour so that the learning and teaching in our school can be effective and students can participate positively within our school community.

Our school motto is "Living Life, Loving Learning". We foster and develop children's love of learning, pride in their school, classroom, community and self through our daily operations and policies.

2. Consultation and data review

Ropeley State School developed this plan in collaboration with our school community. Consultation with parents, staff and students was undertaken through discussion at P & C meetings held during Semester2 2013. A review of school data relating to attendance, absenteeism, school disciplinary absences and behaviour incidents from 2009-2013 also informed the development process.

The Plan was endorsed by the Principal, the President of the P&C and Darling Downs South West Region, Assistant Regional Director and will be reviewed in 2016 as required in legislation.

3. Learning and behaviour statement

All areas of Ropeley State School are learning and teaching environments. We consider behaviour management to be an opportunity for valuable social learning as well as a means of maximising the success of academic education programs.

Our *Responsible Behaviour Plan* outlines our system for facilitating positive behaviours, preventing problem behaviour and responding to unacceptable behaviours. Through our school plan shared expectations for student behaviour are plain to everyone, assisting Ropeley State School to create and maintain a positive and productive learning and teaching environment, where ALL school community members have clear and consistent expectations and understandings of their role in the educational process.

Our school community has identified the following school rules to teach and promote our high standards of responsible behaviour:

- Be safe
- Be responsible
- Be respectful.

Our school rules have been agreed upon and endorsed by all staff and our school P&C. They are aligned with the values, principles and expected standards outlined in Education Queensland's Code of School Behaviour. These are displayed in all areas of our school.

4. Processes for facilitating standards of positive behaviour and responding to unacceptable behaviour

Universal Behaviour Support

The first step in facilitating standards of positive behaviour is communicating those standards to **all** students. At Ropeley State School we emphasise the importance of directly teaching students the behaviours we want them to demonstrate at school. Communicating behavioural expectations is a form of universal behaviour support - a strategy directed towards **all** students designed to prevent problem behaviour and provides a framework for responding to unacceptable behaviour.

A set of behavioural expectations in specific settings has been attached to each of our three school rules. The Schoolwide Expectations Teaching Matrix below outlines our agreed rules and specific behavioural expectations in all school settings.

SCHOOLWIDE EXPECTATIONS TEACHING MATRIX						
ALL AREAS		CLASSROOM	PLAYGROUND	STAIRWELL	TOILETS	BUS LINES/BIKE RACKS
BE RESPECTFUL	<ul style="list-style-type: none">Use equipment appropriatelyKeep hands, feet and objects to yourself	<ul style="list-style-type: none">WalkSit stillEnter and exit room in an orderly manner	<ul style="list-style-type: none">Participate in school approved gamesWear shoes and socks at all timesBe sun safe; wear a broad brimmed hat	<ul style="list-style-type: none">Rails are for handsWalk one step at a timeCarry itemsKeep passage ways clear at all times	<ul style="list-style-type: none">Respect privacy of others	<ul style="list-style-type: none">Use own bike/scooter onlyWalk bike/scooter to the gateWait inside the gate until it is safe to leave
	BE RESPONSIBLE	<ul style="list-style-type: none">Ask permission to leave the classroomBe on timeBe in the right place at the right timeFollow instructions straight away	<ul style="list-style-type: none">Be preparedComplete set tasksTake an active role in classroom activitiesKeep work space tidyBe honest	<ul style="list-style-type: none">Be a problem solverReturn equipment to appropriate place at end of play/bell timePick up and dispose of rubbish and food scraps	<ul style="list-style-type: none">Move peacefully in single file	<ul style="list-style-type: none">Use toilets during breaksReturn to activity promptly
BE SAFE	<ul style="list-style-type: none">Respect others' personal space and propertyCare for equipmentClean up after yourselfUse polite languageWait your turn	<ul style="list-style-type: none">Raise your hand to speakRespect others' right to learnTalk in turnsBe a good listener	<ul style="list-style-type: none">Play fairly – take turns, invite others to join in and follow rulesCare for the environment	<ul style="list-style-type: none">Walk quietly and orderly so that others are not disturbed	<ul style="list-style-type: none">Wash handsWalk	<ul style="list-style-type: none">Wait your turnKeep your belongings nearby

These expectations are communicated to students via a number of strategies, including:

- Behaviour lessons conducted by classroom teachers;
- Reinforcement of learning from behaviour lessons on School Assemblies and during active supervision by staff during classroom and non-classroom activities.

Ropeley State School implements the following proactive and preventative processes and strategies to support student behaviour:

- Class discussion about responsible behaviour is ongoing.
- School newsletter items, enabling parents to be actively and positively involved in school behaviour expectations.
- Induction programs in the Ropeley State School *Responsible Behaviour Plan for Students* delivered to new students as well as new and relief staff.
- Individual support profiles developed for students with high behavioural needs, enabling staff to make the necessary adjustments to support these students consistently across all classroom and non-classroom settings.
- Classroom and school reward days to promote and celebrate positive behaviour.
- Development of specific policies to address:
 - The Use of Personal Technology Devices* at School
 - Procedures for Preventing and Responding to Incidents of Bullying
 - Attendance Policy
 - Enrolment agreement
 - Uniform policy.

Reinforcing expected school behaviour

At Ropeley State School, communication of our key messages about behaviour is strengthened through intrinsic and extrinsic positive reinforcement, which provides students with feedback for engaging in expected school behaviour. Our school celebrates and proactively promotes positive student behaviour by organising special days for our students, and participating in a range of cluster extracurricular activities. Examples of these include special food days, free dress/ themed days, free choice activities.

Students are also rewarded each term with a range of out of school excursions/ incursions that fit within the curriculum units of work for each class.

Ropeley State School holds a strict policy on expected behaviours on excursions. See the policy in the table below.

Excursions/Incursions and Extra Curricular Activities

Students travelling on excursions should always uphold the good reputation of the Ropeley State School. Therefore, in order to participate in school excursions, students in all year levels must have demonstrated the expected standard of behaviour across the term. Attendance at extra-curricular activities and excursions will be at teacher's and principal's discretion.

Responding to unacceptable behaviour

Students come to school to learn. Behaviour support represents an important opportunity for learning how to get along with others.

Re-directing low-level and infrequent problem behaviour

When a student exhibits low-level and infrequent problem behaviour, the first response of school staff members is to remind the student of expected school behaviour, then ask them to change their behaviour so that it aligns with our school's expectations.

Our preferred way of re-directing low-level problem behaviour is to ask them to think of how they might be able to act more safely, more respectfully or more responsibly. This encourages students to reflect on their own behaviour, evaluate it against expected school behaviour, and plan how their behaviour could be modified so as to align with the expectations of our school community.

Targeted behaviour support

Students who require targeted behaviour support at Ropeley State School are identified through our behaviour data. In most cases the problem behaviours of these students may not be immediately regarded as severe, but the frequency of their behaviours may put these students' learning and social success at risk if not addressed in a timely manner. Students who require targeted behaviour support will work with their classroom teacher and the principal and their parents to develop an individual behaviour plan.

Intensive behaviour support: Behaviour Support Team

Ropeley State School is committed to educating all students, including those with the highest behavioural support needs. We recognise that students with highly complex and challenging behaviours need comprehensive systems of support. The *Intensive Behaviour Support Team*:

- work with other staff members to develop appropriate behaviour support strategies
- monitor the impact of support for individual students through continuous data collection
- make adjustments as required for the student, and
- aim to achieve continuity and consistency

We have a simple and quick referral system in place. Following referral, the principal contacts parents and any relevant staff members to form a support team and begin the assessment and support process. In many cases the support team also includes individuals from other agencies already working with the student and their family, a representative from the school's administration.

5. Consequences for unacceptable behaviour

Ropeley State School makes systematic efforts to prevent problem student behaviour by teaching and reinforcing expected behaviours on an ongoing basis. When unacceptable behaviour occurs, students experience predictable consequences. Our school seeks to ensure that responses to unacceptable behaviour are consistent and proportionate to the nature of the behaviour. ***OneSchool – behaviour incident report is used to record all minor and major problem behaviour.***

Minor and major behaviours

When responding to problem behaviour the staff member first determines if the problem behaviour is major or minor, with the following agreed understanding:

- **Minor** problem behaviour is handled by staff members at the time it happens
- **Major** problem behaviour is referred directly to the school Principal.

Minor behaviours are those that:

- are minor breaches of the school rules
- do not seriously harm others or cause you to suspect that the student may be harmed
- do not violate the rights of others in any other serious way
- are not part of a pattern of problem behaviours
- do not require involvement of specialist support staff or Principal.

Minor problem behaviours may result in the following consequences:

- a minor consequence logically connected to the problem behaviour, such as complete removal from an activity or event for a specified period of time, partial removal (time away), individual meeting with the student, apology, restitution or detention for work completion.
- a re-direction procedure. The staff member takes the student aside and:
 1. names the behaviour that student is displaying,
 2. asks student to name expected school behaviour,
 3. states and explains expected school behaviour if necessary
 4. gives positive verbal acknowledgement for expected school behaviour.

Major behaviours are those that:

- significantly violate the rights of others
- put others / self at risk of harm
- require the involvement of school Principal.

Major behaviours result in an immediate referral to Administration because of their seriousness. When major problem behaviour occurs, staff members calmly state the major problem behaviour and remind the student of expected school behaviour. ***The staff member completes the OneSchool behaviour incident and contacts the Principal.***

Major problem behaviours may result in the following consequences:

- **Level One:** Time in office, removal to withdrawal room, alternate lunchtime activities, loss of privilege, restitution, loss of break times, warning regarding future consequence for repeated offence, individual behaviour plan.
- AND/OR
- **Level Two:** Parent contact, referral to Guidance Officer, referral to Intensive Behaviour Support Team, suspension from school

- **Level Three:** Students who engage in very serious problem behaviours such as major violent physical assault, or the use or supply of weapons or drugs can expect suspension with a proposal for exclusion from school.

The following table outlines examples of major and minor problem behaviours:

	Area	Minor	Major
Being Safe	Movement around school	<ul style="list-style-type: none"> • Running on concrete or around buildings • Running in stairwells • Not walking bike in school grounds 	
	Play	<ul style="list-style-type: none"> • Incorrect use of equipment • Not playing school approved games • Playing in toilets 	<ul style="list-style-type: none"> • Throwing objects • Possession of weapons
	Physical contact	<ul style="list-style-type: none"> • Minor physical contact (eg: pushing and shoving) 	<ul style="list-style-type: none"> • Serious physical aggression • Fighting
	Correct Attire	<ul style="list-style-type: none"> • Not wearing a hat in playground • Not wearing shoes outside 	
	Other		<ul style="list-style-type: none"> • Possession or selling of drugs
Being Responsible	Class tasks	<ul style="list-style-type: none"> • Not completing set tasks that are at an appropriate level • Refusing to work 	
	Being in the right place	<ul style="list-style-type: none"> • Not being punctual (eg: lateness after breaks) • Not in the right place at the right time. 	<ul style="list-style-type: none"> • Leaving class without permission (out of sight) • Leaving school without permission
	Follow instructions	<ul style="list-style-type: none"> • Low intensity failure to respond to adult request • Non compliance • Unco-operative behaviour 	
	Accept outcomes for behaviour	<ul style="list-style-type: none"> • Minor dishonesty 	<ul style="list-style-type: none"> • Major dishonesty
	Rubbish	<ul style="list-style-type: none"> • Littering 	
	Mobile Phone	<ul style="list-style-type: none"> • Mobile phone switched on in any part of the school at any time without authorisation (written permission from an authorised staff member) 	<ul style="list-style-type: none"> • Use of a mobile phone in any part of the school for voicemail, email, text messaging or filming purposes without authorisation
Being Respectful	Language	<ul style="list-style-type: none"> • Inappropriate language (written/verbal) • Calling out • Poor attitude • Disrespectful tone 	<ul style="list-style-type: none"> • Offensive language • Aggressive language • Verbal abuse / directed profanity
	Property	<ul style="list-style-type: none"> • Petty theft • Lack of care for the environment 	<ul style="list-style-type: none"> • Stealing / major theft • Wilful property damage • Vandalism
	Others	<ul style="list-style-type: none"> • Not playing fairly • Minor disruption to class • Minor defiance • Minor bullying / harassment 	<ul style="list-style-type: none"> • Major bullying / harassment • Major disruption to class • Blatant disrespect • Major defiance

Relate problem behaviours to expected school behaviours

When responding to problem behaviours, staff members ensure that students understand the relationship of the problem behaviour to expected school behaviour. One method that staff members might use to achieve this is to have students:

- articulate the relevant expected school behaviour
- explain how their behaviour differs from expected school behaviour,
- describe the likely consequences if the problem behaviour continues; and
- identify what they will do to change their behaviour in line with expected school behaviour.

Should problem behaviour be repeated, the staff member may not repeat the discussion/explanation process but simply remind the student of the consequences of their problem behaviour.

Ensuring consistent responses to problem behaviour

At Ropeley State School staff members authorised to issue consequences for problem behaviour are provided with appropriate professional development and/or training.

6. Emergency or critical incident responses

It is important that all staff have a consistent understanding of how to respond to emergency situations or critical incidents involving severe problem behaviour. This consistency ensures that appropriate actions are taken to ensure that both students and staff are kept safe.

An **emergency situation or critical incident** is defined as an occurrence that is sudden, urgent, and usually unexpected, or an occasion requiring immediate action.

Severe problem behaviour is defined as behaviour of such intensity, frequency, or duration that the physical safety of the student or others is likely to be placed in serious jeopardy.

Basic defusing strategies

Avoid escalating the problem behaviour

(Avoid shouting, cornering the student, moving into the student's space, touching or grabbing the student, sudden responses, sarcasm, becoming defensive, communicating anger and frustration through body language).

Maintain calmness, respect and detachment

(Model the behaviour you want students to adopt, stay calm and controlled, use a serious measured tone, choose your language carefully, avoid humiliating the student, be matter of fact and avoid responding emotionally).

Approach the student in a non-threatening manner

(Move slowly and deliberately toward the problem situation, speak privately to the student/s where possible, speak calmly and respectfully, minimise body language, keep a reasonable distance, establish eye level position, be brief, stay with the agenda, acknowledge cooperation, withdraw if the situation escalates).

Follow through

(If the student starts displaying the appropriate behaviour briefly acknowledge their choice and re-direct other students' attention towards their usual work/activity. If the student continues with the problem behaviour then remind them of the expected school behaviour and identify consequences of continued unacceptable behaviour).

Debrief

(Help the student to identify the sequence of events that led to the unacceptable behaviour, pinpoint decision moments during the sequence of events, evaluate decisions made, and identify acceptable decision options for future situations).

Physical Intervention

Staff may make legitimate use of physical intervention if all non-physical interventions have been exhausted and a student is:

- physically assaulting another student or staff member
- posing an immediate danger to him/herself or to others.

Appropriate physical intervention may be used to ensure that Ropeley State School's duty of care to protect students and staff from foreseeable risks of injury is met. The use of physical intervention is only considered appropriate where the immediate safety of others is threatened and the strategy is used to prevent injury.

Physical intervention can involve coming between students, blocking a student's path, leading a student by the hand/arm, shepherding a student by placing a hand in the centre of the upper back, removing potentially dangerous objects and, in extreme situations, using more forceful restraint.

It is important that all staff understand:

- physical intervention cannot be used as a form of punishment
- physical intervention must not be used when a less severe response can effectively resolve the situation
- the underlying function of the behaviour.

Physical intervention is not to be used as a response to:

- property destruction
- school disruption
- refusal to comply
- verbal threats
- leaving a classroom or the school, unless student safety is clearly threatened.

Any physical intervention made must:

- be reasonable in the particular circumstances,
- be in proportion to the circumstances of the incident
- always be the minimum force needed to achieve the desired result, and
- take into account the age, stature, disability, understanding and gender of the student.

Record keeping

Each instance involving the use of physical intervention must be formally documented. The following records must be maintained:

- incident report
- OneSchool Behaviour Support
- OneSchool Record of Contact
- Health and Safety incident record
- debriefing report (for student and staff).

Confiscation of property

Property may be temporarily removed from a student if the staff member is reasonably satisfied the removal is necessary to:

- preserve the caring, safe, supportive and productive learning environment of the school
- maintain and foster mutual respect among staff and students at the school
- encourage all students to take responsibility for their own behaviour and the consequences of their actions
- provide for the effective administration of matters about the students of the school
- ensure compliance with the school's *Responsible Behaviour Plan for Students* or any other directive, guideline or policy.

If the property is illegal to possess, likely to threaten the safety or wellbeing of students or staff, or is reasonably suspected to have been used to commit a crime, the principal should retain the property for handing to police.

Under normal circumstances a principal or staff member is not permitted to search student property (e.g. a student's school bag) unless they have the student's consent **or** the consent of their parents. There may, however, be emergency circumstances where it is necessary to search a student's property without the student's consent or the consent of the student's parents (e.g. to access an EpiPen for an anaphylactic emergency). Emergency circumstances may include where the life or welfare of a student or students is at immediate risk.

A principal or staff member does not require the student's consent to search school property such as lockers or desks being used by the student.

7. Network of student support

Students at Ropeley State School are supported through positive reinforcement and a system of universal, targeted, and intensive behaviour supports by:

- Parents
- Teachers
- Support Staff
- Principal
- Guidance Officer
- Advisory Visiting Teachers
- Adopt a Police Officer

Support is also available through government and community agencies such as:

- Disability Services Queensland
- Child and Youth Mental Health
- Queensland Health
- Department of Communities (Child Safety Services)
- Police
- Local Council
- Neighbourhood Centre.

8. Consideration of individual circumstances

To ensure alignment with the *Code of School Behaviour* when applying consequences, the individual circumstances and actions of the student and the needs and rights of school community members are considered at all times.

Ropeley State School considers the individual circumstances of students when applying support and consequences by:

- promoting an environment which is responsive to the diverse needs of its students
- establishing procedures for applying fair, equitable and non violent consequences for infringement of the code ranging from the least intrusive sanctions to the most stringent
- recognising and taking into account students' age, gender, disability, cultural background, socioeconomic situation and their emotional state
- recognising the rights of all students to:
 - express opinions in an appropriate manner and at the appropriate time
 - work and learn in a safe environment regardless of their age, gender, disability, cultural background or socio-economic situation, and
 - receive adjustments appropriate to their learning and/or impairment needs.

9. Related legislation

- Commonwealth Disability Discrimination Act 1992
- Commonwealth Disability Standards for Education 2005
- Education (General Provisions) Act 2006
- Education (General Provisions) Regulation 2006
- Criminal Code Act 1899
- Anti-Discrimination Act 1991
- Commission for Children and Young People and Child Guardian Act 2000
- Judicial Review Act 1991
- Workplace Health and Safety Act 2011
- Workplace Health and Safety Regulation 2011
- Right to Information Act 2009
- Information Privacy (IP) Act 2009

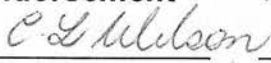


10. Related policies

- Safe, Supportive and Disciplined School Environment
- Inclusive Education
- Enrolment in State Primary, Secondary and Special Schools
- Student Dress Code
- Student Protection
- Hostile People on School Premises, Wilful Disturbance and Trespass
- Police and Child Safety Officer Interviews with Students, and Police Searches at State Educational Institutions
- Acceptable Use of the Department's Information, Communication and Technology (ICT) Network and Systems
- Managing Electronic Identities and Identity Management
- Appropriate Use of Mobile Telephones and other Electronic Equipment by Students
- Temporary Removal of Student Property by School Staff

11. Some related resources

- National Safe Schools Framework
- National Safe Schools Framework Resource Manual
- Working Together resources for schools
- Cybersafety and schools resources
- Bullying. No way!
- Take a Stand Together

Endorsement

		
Charmaine Wilson Principal	Wendy Skelton P&C President	Don Grobe Assistant Regional Director

Date effective:

from June 2014 to June 2016

The Use of Personal Technology Devices* at School

This policy reflects the importance the school places on students displaying courtesy, consideration and respect for others whenever they are using personal technology devices.

Certain Personal Technology Devices Banned From School

Students must not bring valuable personal technology devices like cameras, digital video cameras or MP3 players to school as there is a risk of damage or theft. Such devices will be confiscated by school staff and may be collected at the end of the day from the school office. Breaches of this prohibition may result in discipline.

Confiscation

Permitted personal technology devices used contrary to this policy on school premises will be confiscated by school staff. They will be made available for collection from the school office at the end of the school day unless required to be kept for purposes of disciplinary investigation, when it will only be returned in the presence of a parent.

Devices potentially containing evidence of criminal offences may be reported to the police. In such cases police may take possession of such devices for investigation purposes and students and parents will be advised to contact Queensland Police Service (QPS) directly.

Students who have a personal technology device confiscated more than once will not be permitted to have a personal technology device at school for at least one month, or longer if deemed necessary by the Principal.

Personal Technology Device Etiquette

Bringing personal technology devices to school is not encouraged by the school because of the potential for theft and general distraction and/or disruption associated with them. However, if they are brought to school, they must be turned off and out of sight during assemblies or classes. Personal technology devices may be used at morning tea and lunch breaks and before and after school.

Recording voice and Images

Every member of the school community should feel confident about participating fully and frankly in all aspects of school life without concern that their personal privacy is being invaded by them being recorded without their knowledge or consent.

We uphold the value of trust and the right to privacy at Ropeley State School. Students using personal technology devices to record inappropriate behaviours or incidents (such as vandalism, fighting, bullying, staged fighting or pranks etc) for the purpose of dissemination among the student body or outside the school, by any means (including distribution by phone or internet posting) builds a culture of distrust and disharmony.

Students must not record images anywhere that recording would not reasonably be considered appropriate (e.g. in change rooms, toilets or any other place where a reasonable person would expect to be afforded privacy).

Recording of events in class is not permitted unless express consent is provided by the class teacher.

A student at school who uses a personal technology device to record private conversations, ordinary school activities (apart from social functions like graduation ceremonies) or violent, illegal or embarrassing matter capable of bringing the school into public disrepute is considered to be in breach of this policy.

Even where consent is obtained for such recording, the school will not tolerate images or sound captured by personal technology devices on the school premises or elsewhere being disseminated to others, if it is done for the purpose of causing embarrassment to individuals or the school, for the

purpose of bullying¹ or harassment, including racial and sexual harassment, or where without such intent a reasonable person would conclude that such outcomes may have or will occur.

Students involved in:

- recording; and/or
- disseminating material (through text messaging, display, internet uploading etc); and/or,
- knowingly being a subject of a recording

Breach of this policy may be subject to discipline (including suspension and exclusion).

Students should note that the recording or dissemination of images that are considered indecent (such as nudity or sexual acts involving children), is against the law and if detected by the school will result in a referral to QPS.

Text communication

The sending of text messages that contain obscene language and/or threats of violence may amount to bullying and or harassment or even stalking, and will subject the sender to discipline and possible referral to QPS. Students receiving such text messages at school, should ensure they keep the message as evidence and bring the matter to the attention of the school office.

Assumption of cheating

Personal technology devices may not be taken into or used by students at exams or during class assessment unless expressly permitted by staff. Staff will assume students in possession of such devices during exams or assessments are cheating. Disciplinary action will be taken against any student who is caught using a personal technology device to cheat during exams or assessments.

Recording Private Conversations and the *Invasion of Privacy Act 1971*

It is important that all members of the school community understand that under the *Invasion of Privacy Act 1971*, 'a person is guilty of an offence against this Act if the person uses a listening device to overhear, record, monitor or listen to a private conversation'. It is also an offence under the Act for a person who has overheard, recorded, monitored or listened to a conversation to which s/he is not a party to publish or communicate the substance or meaning of the conversation to others.

Students need to understand that some conversations are private and therefore to overhear, record, monitor or listen to such private conversations may be in breach of this Act, unless consent to the recording is appropriately obtained.

Special Circumstances Arrangement

Students who require the use of a personal technology device in circumstances that would contravene this policy (for example to assist with a medical condition or other disability or for a special project) should negotiate a special circumstances arrangement with the Deputy Principal or Principal.

** Personal Technology Devices includes, but is not limited to, games devices (such as Portable gaming devices, ipads, laptop computers, PDAs, Blackberrys®, cameras and/or voice recording devices (whether or not integrated with a mobile phone or MP3 player), mobile telephones, iPods® and devices of a similar nature.*

¹ Education Queensland does not tolerate bullying behaviour at schools. This includes bullying conducted by electronic means.

Procedures for Preventing and Responding to Incidents of Bullying (including Cyberbullying)

Purpose

1. Ropeley State School strives to create positive, predictable environments for all students at all times of the day. The disciplined and teaching environment that we are creating is essential to:
 - achieving overall school improvement, including the effectiveness and efficiency of our student support procedures
 - raising achievement and attendance
 - promoting equality and diversity and
 - ensuring the safety and well-being of all members of the school community.
2. There is no place for bullying in Ropeley State School. Research indicates that both those being bullied and those who bully are at risk for behavioural, emotional and academic problems. These outcomes are in direct contradiction to our school community's goals and efforts for supporting all students.
3. Bullying behaviours that will not be tolerated at Ropeley State School include name-calling, taunting, mocking, making offensive comments, kicking, hitting, pushing, taking belongings, inappropriate text messaging, sending offensive or degrading images by phone or internet, producing offensive graffiti, gossiping, excluding people from groups, and spreading hurtful and untruthful rumours.
4. Bullying may be related to:
 - race, religion or culture
 - disability
 - appearance or health conditions
 - sexual orientation
 - sexist or sexual language
 - young carers or children in care.
5. At Ropeley State School there is broad agreement among students, staff and parents that bullying is observable and measurable behaviour. When considering whether or not bullying has occurred, we will therefore avoid speculation on the intent of the behaviour, the power of individuals involved, or the frequency of its occurrence. Whether bullying behaviour is observed between students of equal or unequal power, whether it occurs once or several times, and whether or not the persons involved cite intimidation, revenge, or self-defence as a motive, the behaviour will be responded to in similar fashion, that is, as categorically unacceptable in the school community.

Rationale

6. Research indicates that many problem behaviours are peer-maintained. That is, peers react to bullying in ways that may increase the likelihood of it occurring again in the future. Reactions include joining in, laughing, or simply standing and watching, rather than intervening to help the person being bullied. Whilst our school would never encourage students to place themselves at risk, our anti-bullying procedures involve teaching the entire school a set of safe and effective response to all problem behaviour, including bullying, in such a way that those who bully are not socially reinforced for demonstrating it.
7. The anti-bullying procedures at Ropeley State School are an addition to our already research-validated schoolwide positive behaviour support processes. This means that all students are being explicitly taught the expected school behaviours and receiving high levels of social acknowledgement for doing so. Adding lessons on bullying and how to prevent and respond to it is a subset of procedures that our students are already accustomed to.

Prevention

8. Attempting to address specific problem behaviours will not be successful if the general level of disruptive behaviour in all areas of our school is not kept to a low level. Therefore, our schoolwide universal behaviour support practices will be maintained at all times. This will ensure that:
 - Our universal behaviour support processes will always remain the primary strategy for preventing problem behaviour, including preventing the subset of bullying behaviour
 - All students know the 3 school rules and have been taught the expected behaviours attached to each rule in all areas of the school
 - All students have been or are being taught the specific routines in the nonclassroom areas, from exiting the classroom, conducting themselves in accordance with the school expectations in the playground and other areas, to re-entering their classrooms
 - All students are receiving high levels of positive reinforcement for demonstrating expected behaviours, including those associated with following our routines, from all staff in the nonclassroom areas of the school
 - A high level of quality active supervision is a permanent staff routine in the nonclassroom areas. This means that duty staff members are easily identifiable and are constantly moving, scanning and positively interacting as they move through the designated supervision sectors of the nonclassroom areas.
9. The student curriculum modules of the anti-bullying process consist of lessons taught by all teachers in all classrooms to a schoolwide schedule of instruction. At all times simultaneous instruction is our goal, in order to maintain consistency of skill acquisition across the school.
10. Ropeley State School uses behavioural data for decision-making. Behaviour incidents are entered into OneSchool and can be recalled as summary reports at any time. This facility allows the school to track the effectiveness of its anti-bullying process, to make any necessary adjustments, and to identify specific bullying behaviours that may need to be revisited or revised in the instructional process.

ROPELEY STATE SCHOOL - ONE SCHOOL-

INCIDENT REPORT

Student /s Involved	
Date	
Period/ Time	After school, Before School, Morning Session, First Break, Middle Session, Second Break, Afternoon Session.
Major/ Minor Incident	
Location	Playground, Classroom, Library, Covered games, Oval, Staffroom, Tennis Court, Bottom Play Fort, Toilets, Sand pit, Off Campus/ Excursion, Other.
Subject	<ul style="list-style-type: none"> • Directions • Language / respect for staff • Non Compliance / School Rules • Persistently Off Task • Physical / Rough Play • Problem Solving • Property/ Treatment/ Vandalism • Safety • Treatment- Student/ Staff/ Visitors • Uncooperative • Verbal Abuse • Playground Incident • Classroom Incident • Other
Witnesses	Staff/ Student/ Public
Incident (what happened)	
Strategies Include	<ul style="list-style-type: none"> • Behaviour Support Plan- Individual • Community Service • Detention • Letter of apology • Positive Reinforcement • Redirection and Proactive strategies • Time out classroom • Time out playground • Time out alternative setting/ classroom • Withdraw privileges • Reflection • Natural consequence • Restorative justice • Other
Referral Yes/No	
Record of contact	Phone call/ Meeting/ Interview/Letter/ Note/ Informal Discussion/ Email/ SMS/ Fax
Signature of Staff Member	
Principal's Signature	

☐ INCIDENT RECORDED ON ONE SCHOOL. Tick when complete & Hand Record to office for filing.
☐ RECORD OF CONTACT COMPLETED.- PLEASE NOTE IF YOU RECORD INCIDENT DIRECTLY ONTO ONESCHOOL
 WRITTEN VERSION NOT REQUIRED. WRITTEN VERSION FOR SUPPLY/ TEACHER AIDES.

DEBRIEFING AFTER PHYSICAL INTERVENTION

Formal debriefing should be led by a staff member trained in the process who has not been involved in the event. The goals of debriefing are to:

- Reverse or minimise the negative effects of physical intervention
- Prevent the future use of physical intervention
- Address organisational problems and make appropriate changes

Notes on the discussion that occurs during the debriefing report are not required to be documented, however a note should be made that the debriefing has occurred for both staff and students involved (e.g. names, date, time and outcomes).

Debriefing should provide information on:

- Who was involved
- What happened
- Where it happened
- Why it happened
- What we learned

The specific questions we want to answer through the debriefing process are:

- **FACTS:** what do we know happened?
- **FEELINGS:** how do you feel about the event that happened?
- **PLANNING:** what can/should we do next?

Questions for staff

- What were the first signs?
- What de-escalation techniques were used?
- What worked and what did not?
- What would you do differently next time?
- How can physical intervention be avoided in this situation in the future?
- What emotional impact does using physical intervention have on you?
- What was your emotional state at the time of the escalation?

Questions for student

- What was it that you needed?
- What upset you most?
- What did we do that was helpful?
- What did we do that got it that way?
- What can we do better next time?
- Is there anything that you would do differently?
- Would you do something differently next time?
- What could we have done to make the physical intervention less invasive?

For students who have language or communication difficulties the debriefing process will need to be modified to accommodate their specific receptive and expressive needs.